



























DEL 13 GIUGNO 1999

valori assoluti

														TOTALE VOTI
COLLEGI PROVINCIALI	VOTI	VOTI	VOTI	VOTI	VOTI	VOTI	VOTI	VOTI	VOTI	VOTI	VOTI	VOTI	VOTI	
1 - BELLARIA	109	923	391	282	2.129	39	67	119	403	197	251	25	2.355	7.290
2 - CATTOLICA	135	746	402	198	1.729	39	82	276	211	390	551	18	2.906	7.683
3 - CORIANO	223	740	597	183	1.561	51	58	241	218	192	537	77	2.877	7.555
4 - MISANO ADRIATICO	132	751	227	188	1.022	25	70	564	306	109	450	39	2.123	6.006
5 - MORCIANO DI ROM.	54	957	464	362	1.536	36	55	361	262	152	408	33	1.668	6.348
6 - RICCIONE 1	125	846	318	175	1.173	31	38	111	279	193	385	21	3.335	7.030
7 - RICCIONE 2	150	1.369	452	166	2.036	58	77	141	133	236	228	32	1.765	6.843
8 - RICCIONE 3	234	936	330	216	1.496	39	55	123	225	224	292	33	2.996	7.199
9 - RIMINI 1	51	1.169	534	83	1.893	101	100	410	71	176	207	26	809	5.630
10 - RIMINI 2	76	1.001	572	138	1.743	69	82	202	164	161	351	34	1.744	6.337
11 - RIMINI 3	100	982	537	227	1.777	65	96	289	139	226	403	48	2.166	7.055
12 - RIMINI 4	52	936	501	223	1.462	37	61	302	185	165	443	45	2.260	6.672
13 - RIMINI 5	49	959	470	153	1.937	97	81	241	123	195	286	34	1.592	6.217
14 - RIMINI 6	62	861	475	178	1.654	57	81	193	148	224	375	55	2.176	6.539
15 - RIMINI 7	65	1.095	517	220	1.814	62	62	167	155	179	462	84	2.270	7.152
16 - RIMINI 8	64	1.052	550	138	1.748	112	87	286	150	212	334	66	1.873	6.672
17 - RIMINI 9	55	1.105	715	146	2.034	72	69	384	167	238	310	64	1.574	6.933
18 - RIMINI 10	41	908	495	207	1.871	51	80	309	154	236	363	31	2.467	7.213
19 - RIMINI 11	71	908	550	154	1.661	40	46	321	205	196	378	60	2.837	7.427
20 - S. GIOVANNI IN M.	38	582	229	141	1.068	31	0	204	164	186	554	38	2.419	5.654
21 - SALUDECIO	38	686	268	141	1.241	99	50	523	169	110	363	65	1.904	5.657
22 - SANTARCANGELO 1	50	574	263	115	1.154	44	53	290	153	148	370	40	2.377	5.631
23 - SANTARCANGELO 2	58	646	325	111	1.069	33	53	438	192	154	316	58	1.884	5.337
24 - VERUCCHIO	50	794	661	197	1.713	43	56	135	228	140	408	73	2.565	7.063
TOTALE	2.082	21.526	10.843	4.342	38.521	1.331	1.559	6.630	4.604	4.639	9.025	1.099	52.942	159.143

valori percentuali

														TOTALE VOTI
COLLEGI PROVINCIALI	VOTI	VOTI	VOTI	VOTI	VOTI	VOTI	VOTI	VOTI	VOTI	VOTI	VOTI	VOTI	VOTI	
1 - BELLARIA	1,50%	12,66%	5,36%	3,87%	29,20%	0,53%	0,92%	1,63%	5,53%	2,70%	3,44%	0,34%	32,30%	100,0%
2 - CATTOLICA	1,76%	9,71%	5,23%	2,58%	22,50%	0,51%	1,07%	3,59%	2,75%	5,08%	7,17%	0,23%	37,82%	100,0%
3 - CORIANO	2,95%	9,79%	7,90%	2,42%	20,66%	0,68%	0,77%	3,19%	2,89%	2,54%	7,11%	1,02%	38,08%	100,0%
4 - MISANO ADRIATICO	2,20%	12,50%	3,78%	3,13%	17,02%	0,42%	1,17%	9,39%	5,09%	1,81%	7,49%	0,65%	35,35%	100,0%
5 - MORCIANO DI ROM.	0,85%	15,08%	7,31%	5,70%	24,20%	0,57%	0,87%	5,69%	4,13%	2,39%	6,43%	0,52%	26,28%	100,0%
6 - RICCIONE 1	1,78%	12,03%	4,52%	2,49%	16,69%	0,44%	0,54%	1,58%	3,97%	2,75%	5,48%	0,30%	47,44%	100,0%
7 - RICCIONE 2	2,19%	20,01%	6,61%	2,43%	29,75%	0,85%	1,13%	2,06%	1,94%	3,45%	3,33%	0,47%	25,79%	100,0%
8 - RICCIONE 3	3,25%	13,00%	4,58%	3,00%	20,78%	0,54%	0,76%	1,71%	3,13%	3,11%	4,06%	0,46%	41,62%	100,0%
9 - RIMINI 1	0,91%	20,76%	9,48%	1,47%	33,62%	1,79%	1,78%	7,28%	1,26%	3,13%	3,68%	0,46%	14,37%	100,0%
10 - RIMINI 2	1,20%	15,80%	9,03%	2,18%	27,51%	1,09%	1,29%	3,19%	2,59%	2,54%	5,54%	0,54%	27,52%	100,0%
11 - RIMINI 3	1,42%	13,92%	7,61%	3,22%	25,19%	0,92%	1,36%	4,10%	1,97%	3,20%	5,71%	0,68%	30,70%	100,0%
12 - RIMINI 4	0,78%	14,03%	7,51%	3,34%	21,91%	0,55%	0,91%	4,53%	2,77%	2,47%	6,64%	0,67%	33,87%	100,0%
13 - RIMINI 5	0,79%	15,43%	7,56%	2,46%	31,16%	1,56%	1,30%	3,88%	1,98%	3,14%	4,60%	0,55%	25,61%	100,0%
14 - RIMINI 6	0,95%	13,17%	7,26%	2,72%	25,29%	0,87%	1,24%	2,95%	2,26%	3,43%	5,73%	0,84%	33,28%	100,0%
15 - RIMINI 7	0,91%	15,31%	7,23%	3,08%	25,36%	0,87%	0,87%	2,34%	2,17%	2,50%	6,46%	1,17%	31,74%	100,0%
16 - RIMINI 8	0,96%	15,77%	8,24%	2,07%	26,20%	1,68%	1,30%	4,29%	2,25%	3,18%	5,01%	0,99%	28,07%	100,0%
17 - RIMINI 9	0,79%	15,94%	10,31%	2,11%	29,34%	1,04%	1,00%	5,54%	2,41%	3,43%	4,47%	0,92%	22,70%	100,0%
18 - RIMINI 10	0,57%	12,59%	6,86%	2,87%	25,94%	0,71%	1,11%	4,28%	2,14%	3,27%	5,03%	0,43%	34,20%	100,0%
19 - RIMINI 11	0,96%	12,23%	7,41%	2,07%	22,36%	0,54%	0,62%	4,32%	2,76%	2,64%	5,09%	0,81%	38,20%	100,0%
20 - S. GIOVANNI IN M.	0,67%	10,29%	4,05%	2,49%	18,89%	0,55%	0,00%	3,61%	2,90%	3,29%	9,80%	0,67%	42,78%	100,0%
21 - SALUDECIO	0,67%	12,13%	4,74%	2,49%	21,94%	1,75%	0,88%	9,25%	2,99%	1,94%	6,42%	1,15%	33,66%	100,0%
22 - SANTARCANGELO 1	0,89%	10,19%	4,67%	2,04%	20,49%	0,78%	0,94%	5,15%	2,72%	2,63%	6,57%	0,71%	42,21%	100,0%
23 - SANTARCANGELO 2	1,09%	12,10%	6,09%	2,08%	20,03%	0,62%	0,99%	8,21%	3,60%	2,89%	5,92%	1,09%	35,30%	100,0%
24 - VERUCCHIO	0,71%	11,24%	9,36%	2,79%	24,25%	0,61%	0,79%	1,91%	3,23%	1,98%	5,78%	1,03%	36,32%	100,0%
TOTALE	1,31%	13,53%	6,81%	2,73%	24,21%	0,84%	0,98%	4,17%	2,89%	2,91%	5,67%	0,69%	33,27%	100,0%